



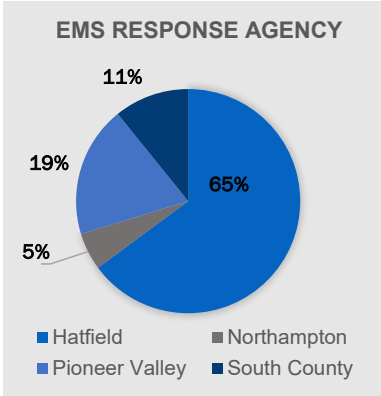
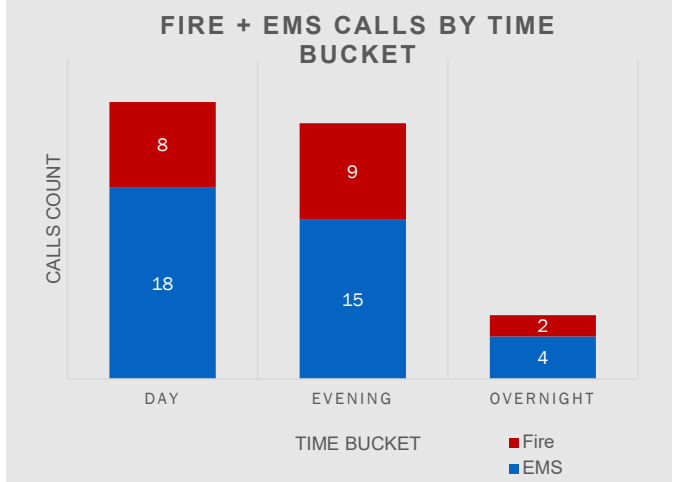
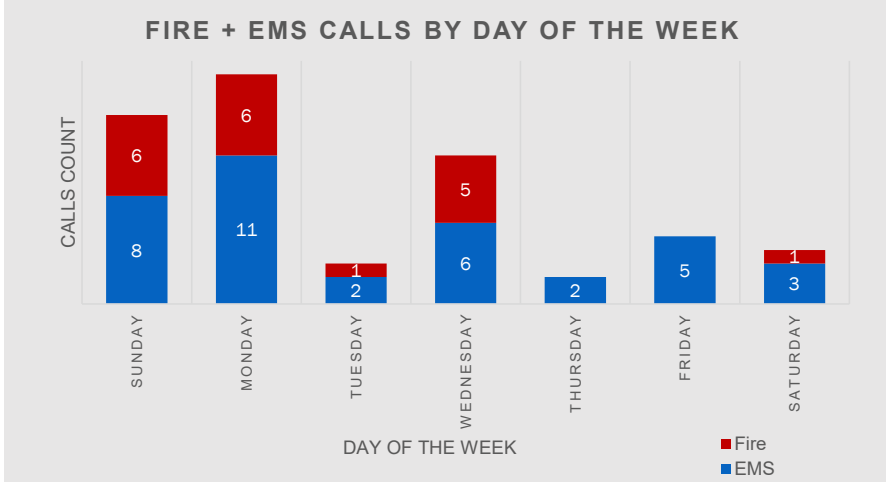
Hatfield Fire Department CAD Data Summary

September 2024 9/30/2024

Month	Year	Current To
-------	------	------------

The data below reflects call statistics for the period listed above.

Fire Calls	19
Fire, Alarm	8
MVC	4
Assist Ambulance	4
Assist Citizen	1
Fuel Leak	1
EMS Calls	37
Transport	26
No Transport	11
TOTAL CALLS	56



Other Agency	15
ALS Intercept	2
Call Coverage/Mut Aid	13
No Hatfield EMS	13

