



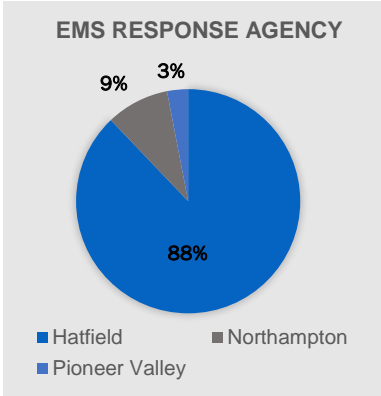
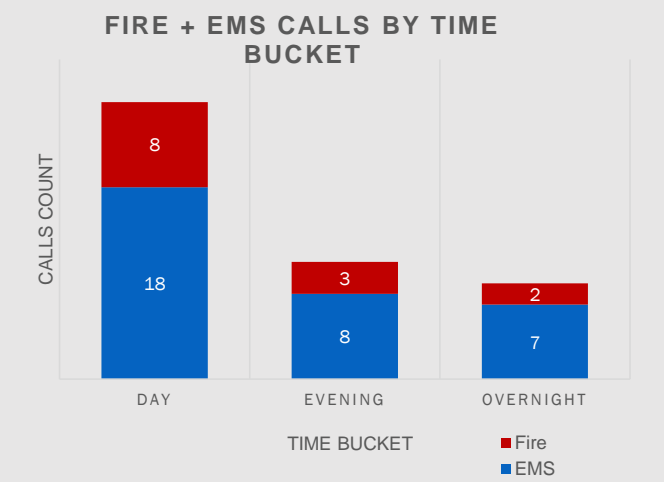
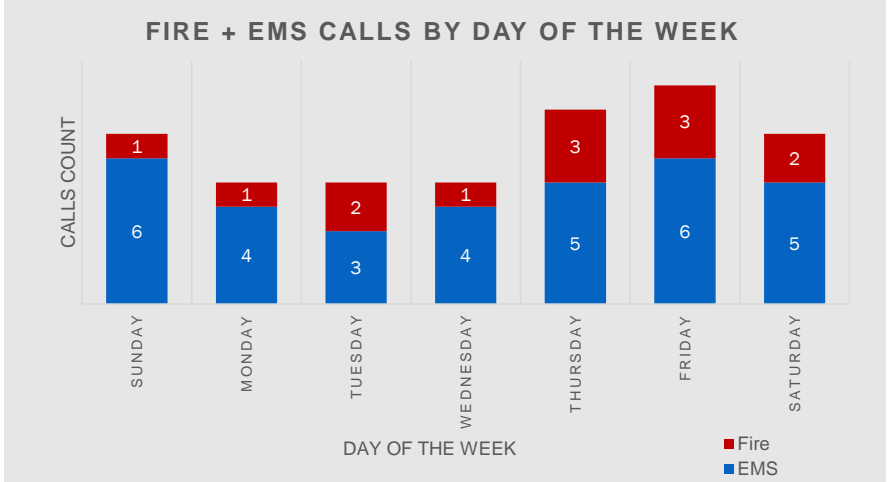
# Hatfield Fire Department CAD Data Summary

**October 2023 11/2/2023**

Month	Year	Current To
-------	------	------------

The data below reflects call statistics for the period listed above.

<b>Fire Calls</b>	<b>13</b>
MVC	4
Fire, CO Alarm	2
Safety Hazard	2
Assist Ambulance	2
Fire, Alarm	2
<b>EMS Calls</b>	<b>33</b>
Transport	24
No Transport	9
<b>TOTAL CALLS</b>	<b>46</b>



<b>Other Agency</b>	<b>6</b>
ALS Intercept	2
Call Coverage/Mut Aid	4
<b>No Hatfield EMS</b>	<b>4</b>

