



Hatfield Fire Department CAD Data Summary

March

2022

04/12/2022

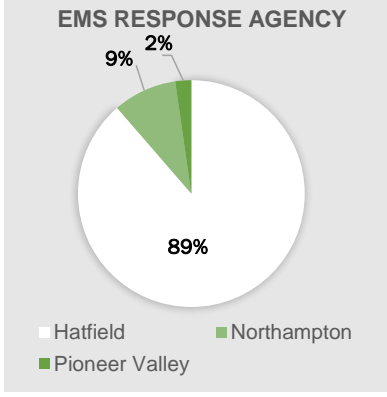
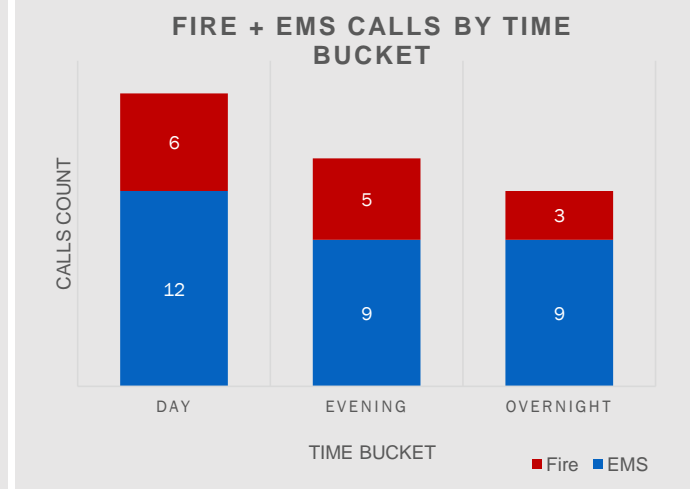
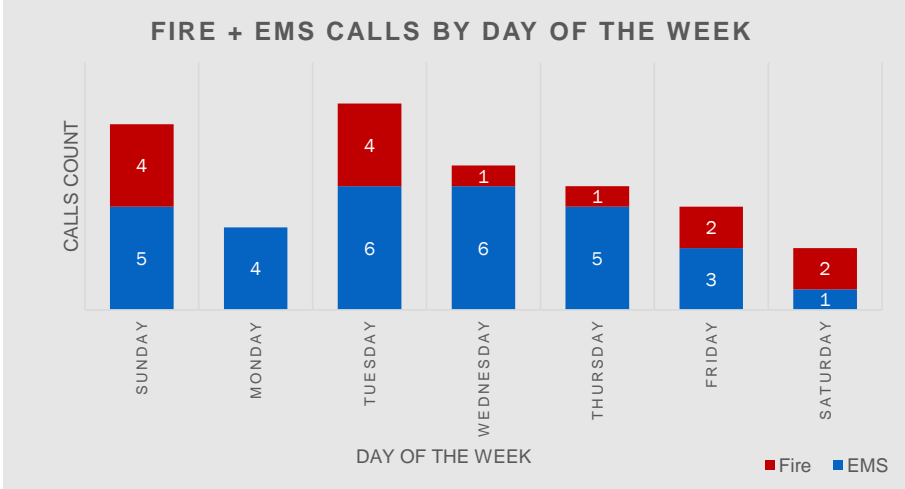
Month

Year

Current To

The data below reflects call statistics for the period listed above.

Fire Calls	14
Assist Ambulance	6
Fire Invest	3
Still Alarm	3
Transformer Fire	1
Chimney Fire	1
EMS Calls	30
Transport	19
No Transport	11
TOTAL CALLS	44



Other Agency	7
ALS Intercept	2
Call Coverage/Mut Aid	5
No Local EMS	5

