



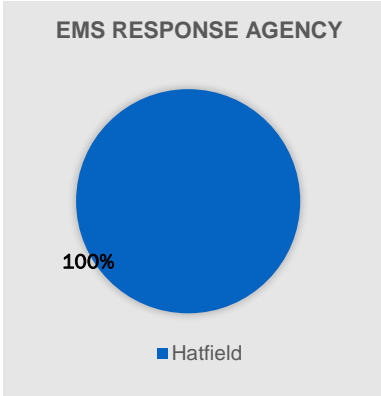
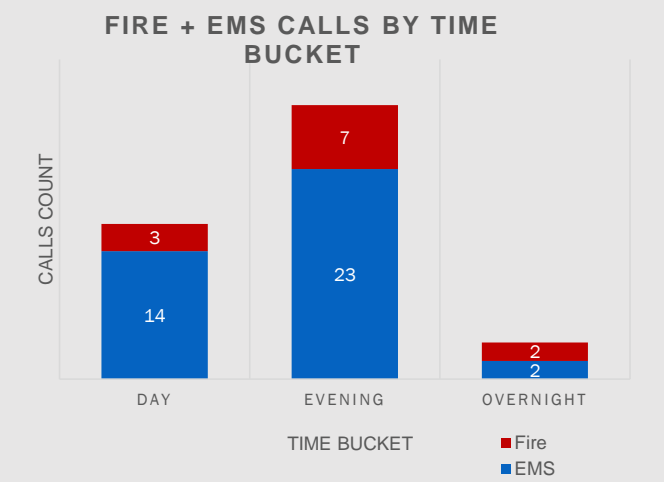
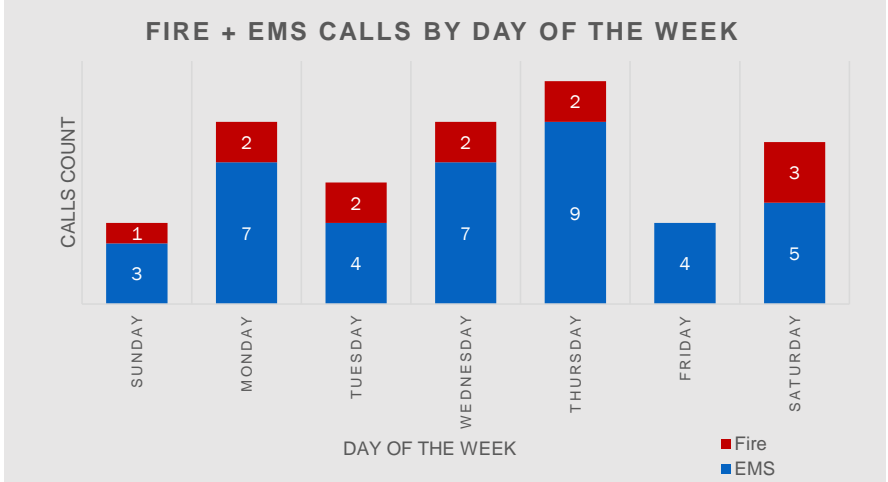
Hatfield Fire Department CAD Data Summary

July 2023 8/2/2023

Month	Year	Current To
-------	------	------------

The data below reflects call statistics for the period listed above.

Fire Calls	12
Fire, Alarm	5
Safety Hazard	1
Fire, Alarm	1
Mutual Aid	1
Search/Rescue	1
EMS Calls	39
Transport	22
No Transport	17
TOTAL CALLS	51



Other Agency	4
ALS Intercept	4
Call Coverage/Mut Aid	0
No Hatfield EMS	0

