



# Hatfield Fire Department CAD Data Summary

**January 2025 2/2/2025**

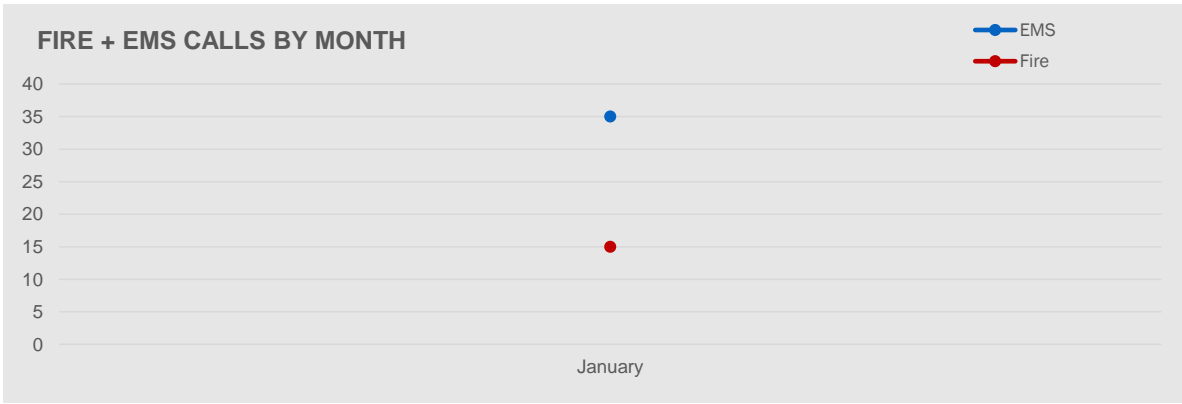
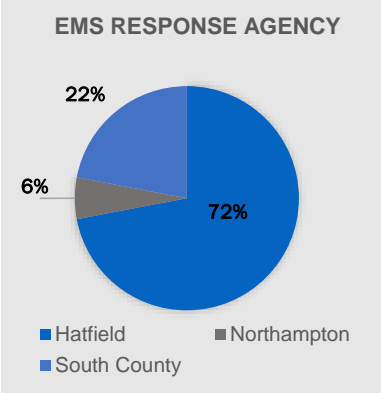
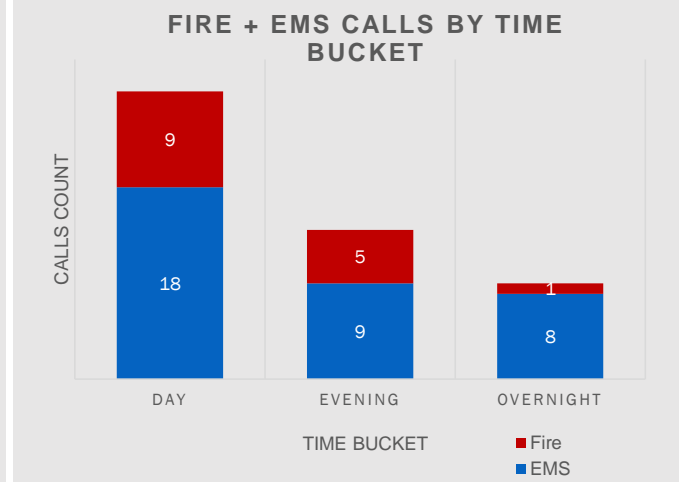
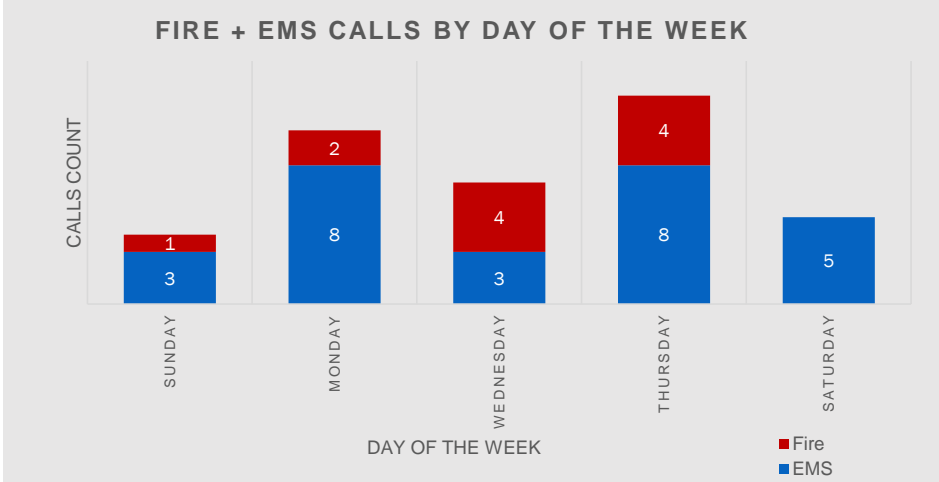
Month	Year	Current To
-------	------	------------

The data below reflects call statistics for the period listed above.

<b>Fire Calls</b>	<b>15</b>
Fire, Alarm	9
Assist Ambulance	2
Hazmat Incident	1
Fire Invest (Odor/Smoke)	1
Fire, Water Problem	1

<b>EMS Calls</b>	<b>35</b>
Transport	30
No Transport	5

<b>TOTAL CALLS</b>	<b>50</b>
--------------------	-----------



<b>Other Agency</b>	<b>14</b>
ALS Intercept	0
Call Coverage/Mut Aid	14
<b>No Hatfield EMS</b>	<b>14</b>

