



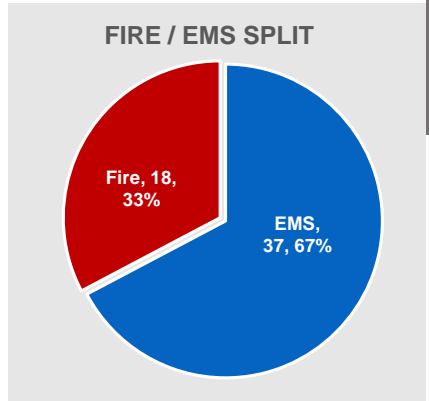
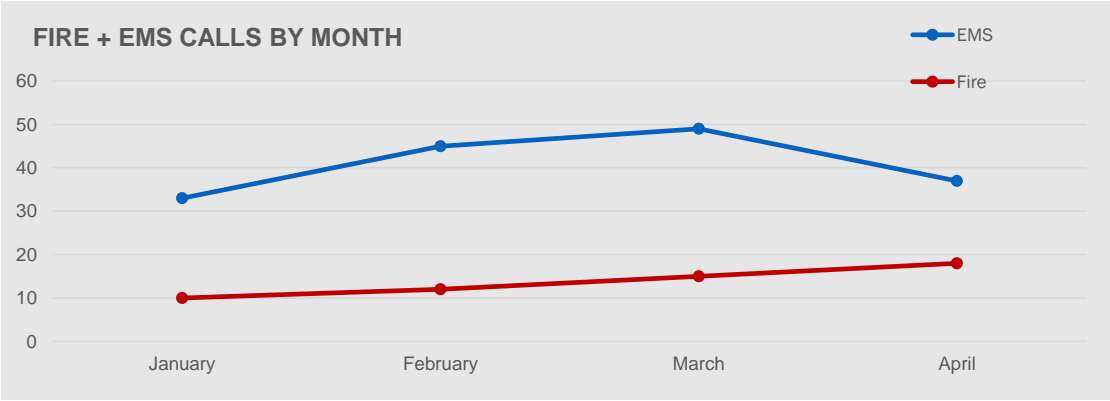
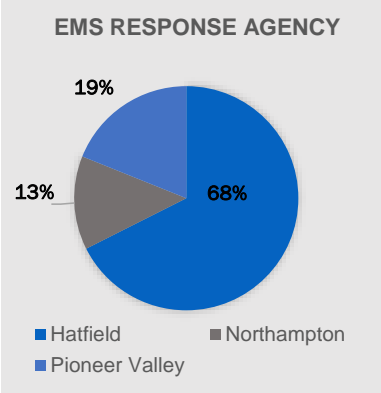
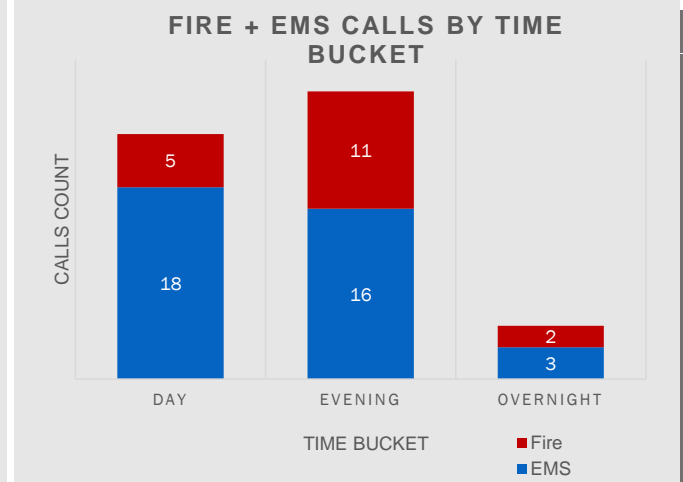
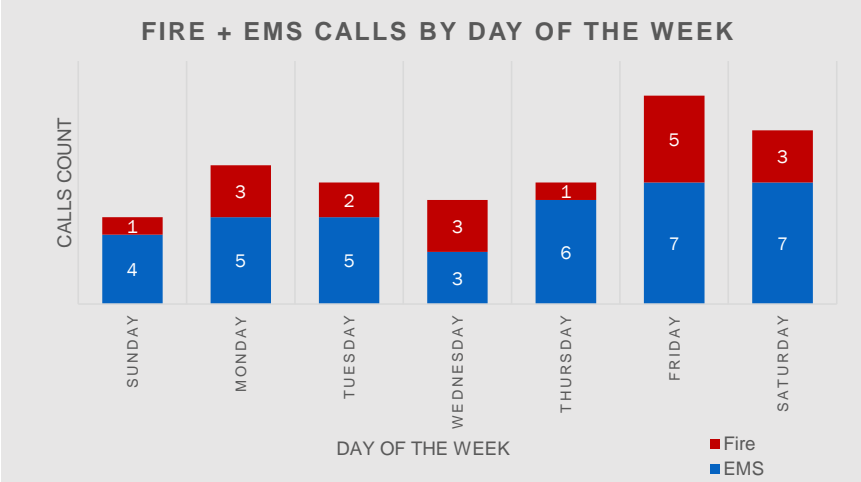
Hatfield Fire Department CAD Data Summary

April 2024 4/30/2024

| | | |
|-------|------|------------|
| Month | Year | Current To |
|-------|------|------------|

The data below reflects call statistics for the period listed above.

| | |
|--------------------|-----------|
| Fire Calls | 18 |
| Fire, Alarm | 8 |
| Assist Ambulance | 3 |
| CO Alarm | 2 |
| Fire, Structure | 1 |
| Fire, Illegal Burn | 1 |
| EMS Calls | 37 |
| Transport | 29 |
| No Transport | 8 |
| TOTAL CALLS | 55 |



| | |
|------------------------|-----------|
| Other Agency | 15 |
| ALS Intercept | 3 |
| Call Coverage/Mut Aid | 12 |
| No Hatfield EMS | 12 |